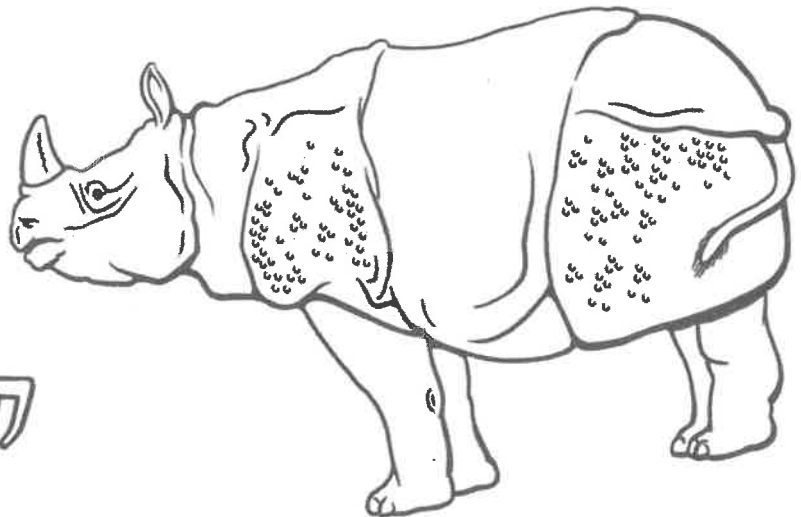
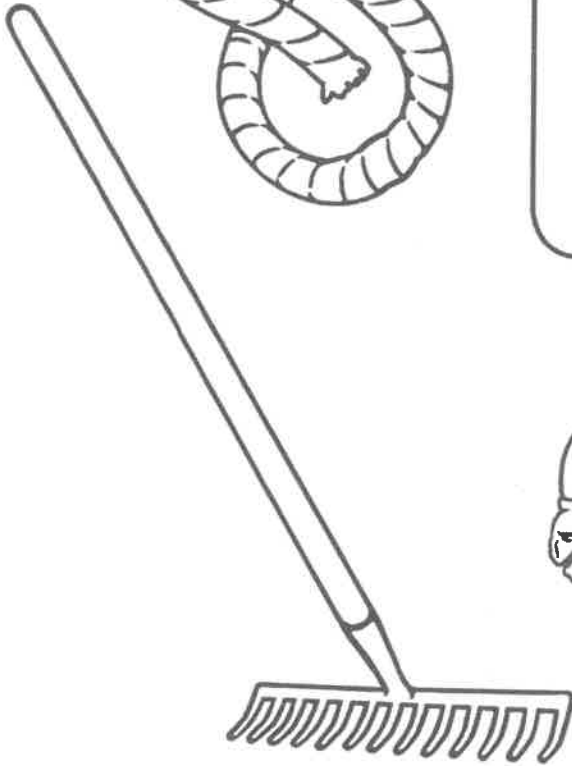
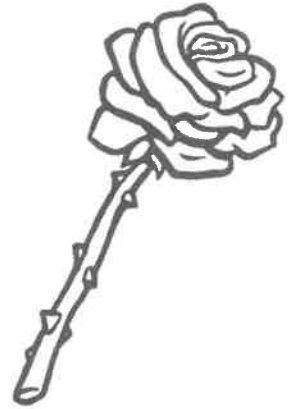





# R is for Rainbow

(Read the story to your student then have them circle all of the letter R's)





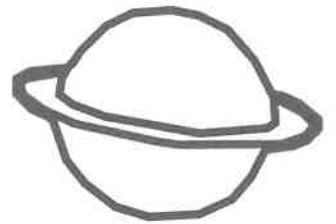


Randy raced to the  
rainbow on his race  
horse to find the  
grand prize.



# Color the R's


Color each capital R red and each lower case r blue.



How many rockets are there? \_\_\_\_\_

# LETTERS of the ALPHABET

# Rr




Practice writing the letter R.

R R

r r

Draw and label 2 objects that begin with the letter R.





# Common Beginning

Draw a line to match the words that have the same beginning sound.



Car




Duck




Apple



Bag



Elephant



Coin



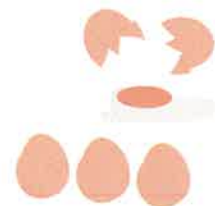
Dog



Alligator



Bug



Eggs

Name \_\_\_\_\_

Date \_\_\_\_\_

# Syllables: Clap, Count, and Write

How many syllables does each animal name contain?

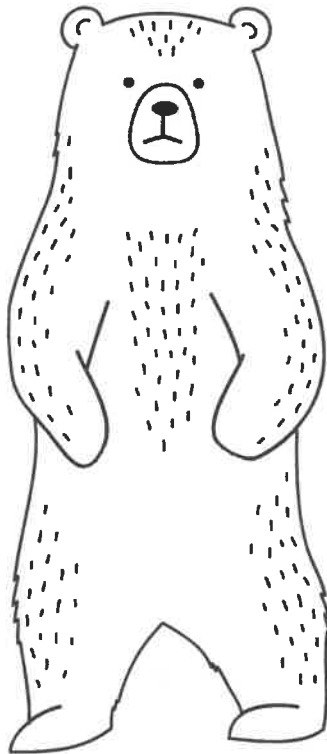
Say each name out loud, clapping each syllable as you do so.

Write the number of syllables in the box.


Color each animal when you are done!



squirrel




rabbit




bear



deer



hedgehog



wolf



Name: \_\_\_\_\_

Date: \_\_\_\_\_

# Color by Number Butterfly

*Directions: Use the color key below to reveal the beautiful butterfly.*

1 = **Green**


2 = **Orange**

3 = **Brown**

4 = **Blue**

5 = **Purple**

6 = **Yellow**




# The Gingerbread Man



“Run, run as fast  
as you can. You  
can’t catch me  
I’m the  
Gingerbread Man!”



The fox tricked  
the gingerbread  
man and ate him.




# The Gingerbread Girl




“I’ll run and I’ll run  
with a leap and a  
twirl. You can’t  
catch me I’m the  
Gingerbread Girl!”



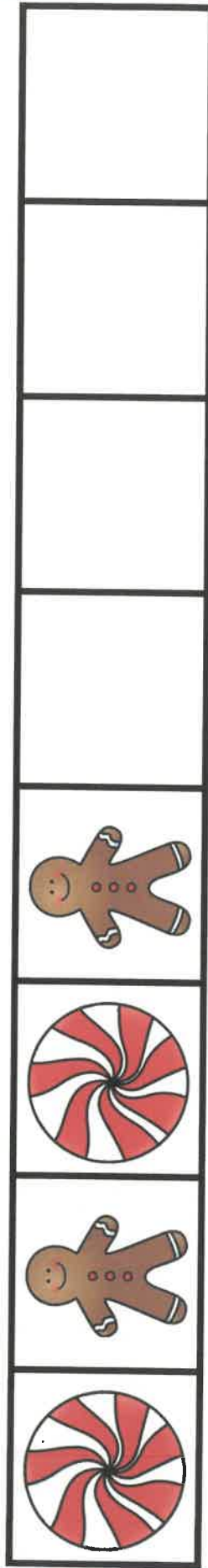
The gingerbread  
girl outfoxed the  
fox and baked  
everyone some  
treats.




Gingerbread: Extend the Pattern



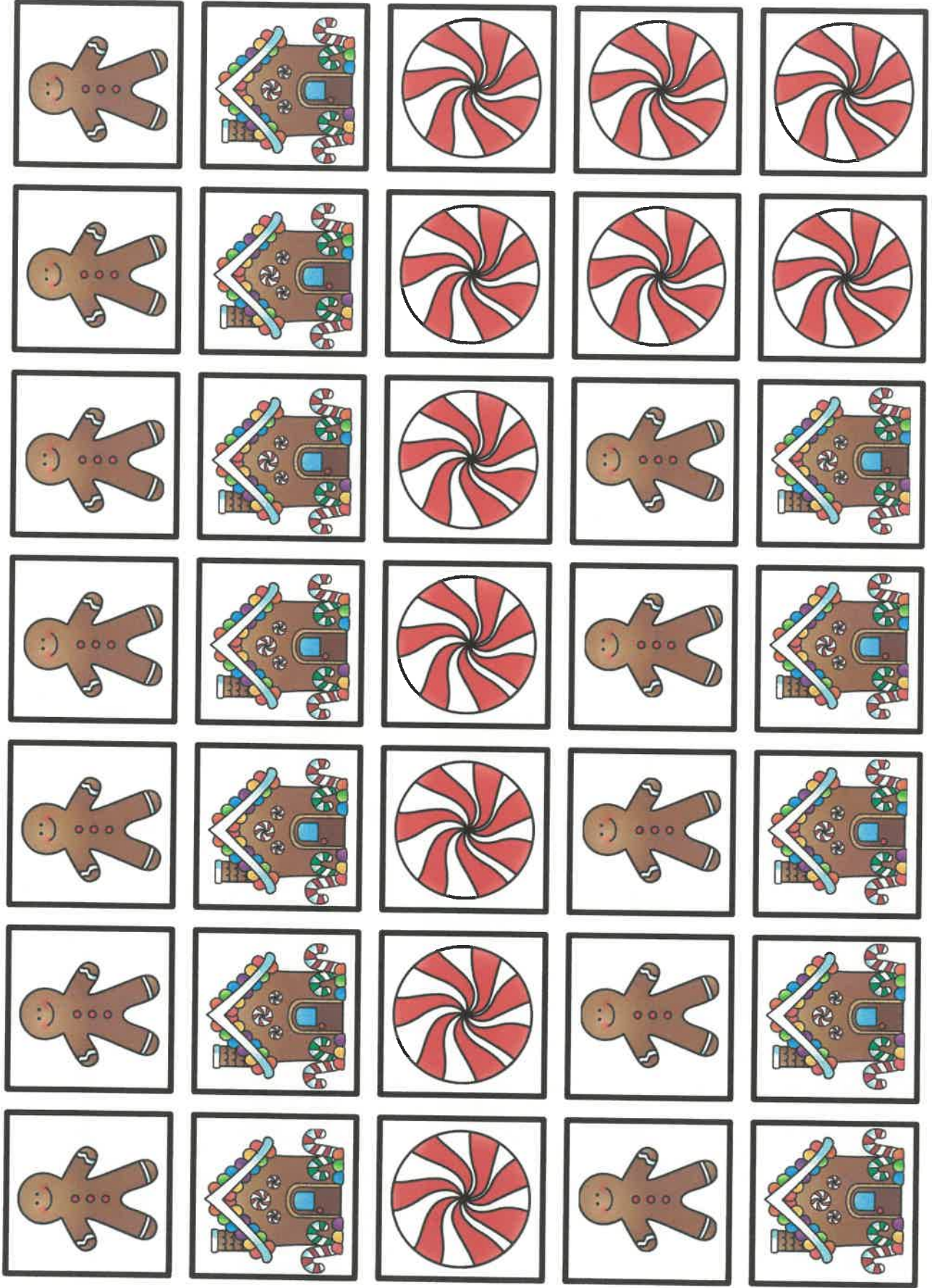
Gingerbread: Extend the Pattern



Gingerbread: Extend the Pattern




# Pattern Pieces



Name: \_\_\_\_\_

# Color The Letter



# Gingerbread Puzzle

Directions: Cut out each square of the Gingerbread puzzle. How many times can you put the puzzle back together?



